



QUICK START GUIDE

**Webcam with Microphone and Light
Autofocus Full HD 1080p
AWC-02**

How it works

Features:

- Full HD 1080p resolution
- Autofocus with auto white balance
- Integrated microphone
- 360° rotatable
- Privacy lens cover
- 3 colour light modes
- Integrated 1/4" screw thread for tripod mount (tripod not included)



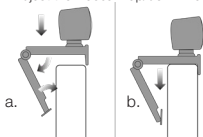
1. Autofocus 1080p lens
2. Privacy lens cover
3. Touch button for lighting
4. Light ring
5. Microphone
6. 360° rotatable
7. Universal mounting clip
8. 1/4" thread for tripod mounting
(tripod not included)

Mounting options

1. Mounting on monitor or laptop

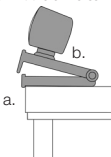
- Place your webcam on monitor or laptop at a position or angle you desire.
- Adjust the webcam to make sure the foot on the universal mounting clip is flush with the back of your device.

Adjust the webcam up/down manually to the best position to frame yourself.



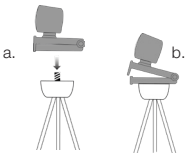
2. Mounting on your desk

- Place your webcam on a desk at a position or angle you desire.
- Lift the universal mounting clip up, until you got the best position to frame yourself.



3. Mounting on a tripod

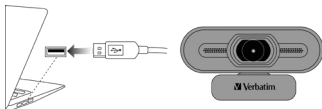
- At the back of the universal mounting clip, you will locate the $\frac{1}{4}$ inch tripod thread. In order to secure the webcam on your tripod you need to twist it into the $\frac{1}{4}$ inch thread.*
- Now you can adjust the universal mounting clip up, until you got the best position to frame yourself.



*Please note the tripod is not included.

Connecting the camera

Connect the USB-A plug to the USB-Port of your Computer/Laptop/Notebook and you are ready to start:

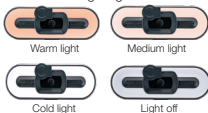


Light effect

To turn on/off or switch the lighting mode please put your finger on the touch button on the top of the camera.

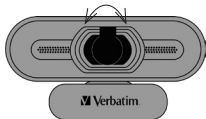


Switch through the 3 lighting modes or turn off the lighting.



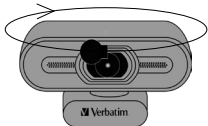
Privacy lens cover

The privacy cover on the front of the camera can be closed/opened by swinging to the right or left



360° rotatable

The webcam head rotates through 360°. You can rotate until you find the best position for video streaming.



Specifications

Type: Wired webcam with light ring

Resolution: 2560 x 1440 @ 30fps

1920 x 1080 @ 30fps

View angle: 72°

Sensor: 1/3.2" CMOS sensor

Autofocus distance: 15cm – ∞

Automatic white balance

Microphone sensitivity -26±1dB

Voice pick up range: ≥4m

Light: LED light (3 modes)

Rating: 5V

Cable length: 1.5m

Product dimensions:

95mm x 56mm x 70mm

Product weight: 118.6g

Material: ABS

Verbatim Limited Warranty Terms

Verbatim GmbH warrants this product to be free from defects in material and workmanship for a period of 2 years from date of purchase. This warranty excludes batteries. If this product is found to be defective within the warranty period, it will be replaced at no cost to you. You may return it with your original cash register receipt to the place of purchase or contact Verbatim. Product replacement is your sole remedy under this warranty, and this warranty does not apply to normal wear or to damage resulting from abnormal use, misuse, abuse, neglect or accident, or to any incompatibility or poor performance due to the specific computer software or hardware used. VERBATIM WILL NOT BE LIABLE FOR DATA LOSS OR ANY INCIDENTAL, CONSEQUENTIAL OR SPECIAL DAMAGES, HOWEVER CAUSED, FOR BREACH OF WARRANTIES OR OTHERWISE. This warranty gives you specific legal rights and you may also have other rights which vary from state to state or country to country.

Note

Verbatim GmbH may at any time revise the content of this user guide without further notice.

Rights

Copyright © 2023 Verbatim GmbH. No part of this document may be reproduced in any form or by any means, for any purpose, without the express written permission of Verbatim GmbH. All rights reserved. All other brands and product names referenced herein are property of their respective owners.

CE Declaration

Complies with the requirements set out in the Council Directive on the Approximation of the Laws of the Member States relating to Electromagnetic Compatibility (2014/30/EC) and General Product Safety Directive (2001/95/EC). This declaration applies to all specimens manufactured identical to the model submitted for testing/evaluation.

EN 55032:2015+A11:2020+A1:2020

EN 55035:2017+A11:2020

EN IEC 61000-3-2:2019 +A1:2021

EN 61000-3-3: 2013+A1:2019

RoHS Compliance

This product is in compliance with Directives 2011/65/EU and 2015/683 of the European Parliament and of the Council of 18th December 2006, on the restriction of the use of hazardous substances in electrical and electronic equipment (RoHS) and its amendments. Substances of Very High Concern (SVHC) including 233 substances contained in Candidate List of January 27th 2023 are not present in this product range above permitted levels.

WEEE Notice

The Directive on Waste Electrical and Electronic Equipment (WEEE), which entered into force as European law on 13th February 2003, resulted in a major change in the treatment of electrical equipment at end-of-life. The WEEE logo (shown at the left) on the product or



on its box indicates that this product must not be disposed of or dumped with your other household waste. For more information about electronic and electrical waste equipment disposal, recovery, and collection points, please contact your local municipal household waste disposal service or shop from where you purchased the equipment.

Triman (Only for France)



The product and packaging materials are recyclable, dispose of it separately for better waste treatment. The Triman logo is valid in France only.



Technical Support and Documentation

☞ To download the user manual, access frequently asked questions or contact the Verbatim support team, please go to – www.verbatim.com/support

☞ Pour télécharger le manuel d'utilisation, accéder aux questions fréquemment posées ou contacter l'équipe d'assistance Verbatim, veuillez vous rendre sur – www.verbatim.com/support

☞ Um die Betriebsanleitung herunterzuladen, auf häufig gestellte Fragen zuzugreifen oder das Verbatim-Supportteam zu kontaktieren, gehen Sie bitte auf – www.verbatim.com/support

☞ Om de gebruikershandleiding te downloaden, veelgestelde vragen te raadplegen of contact op te nemen met het Verbatim-ondersteuningsteam, gaat u naar – www.verbatim.com/support

☞ Per scaricare il manuale utente, vedere le risposte alle domande più frequenti o contattare il team di Assistenza Verbatim, visita la pagina – www.verbatim.com/support

☞ Para descargar el manual de usuario, acceder a las preguntas más frecuentes o ponerse en contacto con el equipo de asistencia de Verbatim, visite – www.verbatim.com/support

☞ Para descarregar o manual do utilizador, aceder às perguntas mais frequentes ou contactar a equipa de apoio Verbatim, por favor vá a – www.verbatim.com/support

☞ Aby pobrać instrukcję obsługi, uzyskać odpowiedzi na często zadawane pytania lub skontaktować się z zespołem pomocy technicznej, proszę przejść na stronę www.verbatim.com/support

☞ Чтобы загрузить руководство пользователя, ознакомиться с часто задаваемыми вопросами или связаться со службой поддержки Verbatim, перейдите по адресу – www.verbatim.com/support

☞ Chcete-li si stáhnout uživatelskou příručku, získat přístup k často kladeným otázkám nebo kontaktovat tým podpory společnosti Verbatim, přejděte na stránku – www.verbatim.com/support

☞ A felhasználói kézikönyv letöltéséhez, a gyakran ismételt kérdések eléréséhez vagy a Verbatim ügyfélszolgálatával való kapcsolatfelvételhez kérjük, látogasson el a www.verbatim.com/support weboldalra.

☞☞ Para preuzimanje korisničkog priručnika, pristupite često postavljanim pitanjima ili kontaktirajte Verbatim tim za podršku, idite na – www.verbatim.com/support

☞ Ak si chcete stiahnuť používateľskú príručku, získať prístup k často kladeným otázkam alebo kontaktovať tím podpory spoločnosti Verbatim, prejdite na – www.verbatim.com/support

☞ Pentru a descărca manualul de utilizare, pentru a accesa întrebările frecvente sau pentru a contacta echipa de asistență Verbatim, vă rugăm să accesați – www.verbatim.com/support

☞ Kullanım kılavuzunu indirmek, sık sorular sorulara erişmek veya Verbatim destek ekibiyle iletişime geçmek için lütfen şu adrese gidin – www.verbatim.com/support

www.verbatim.com

EUROPE/MIDDLE EAST/AFRICA:

Verbatim GmbH, Düsseldorfer Straße 13, 65760 Eschborn, Germany

